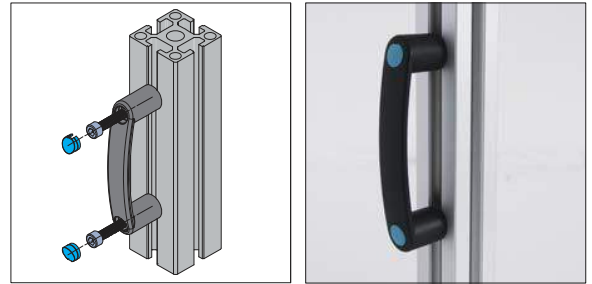
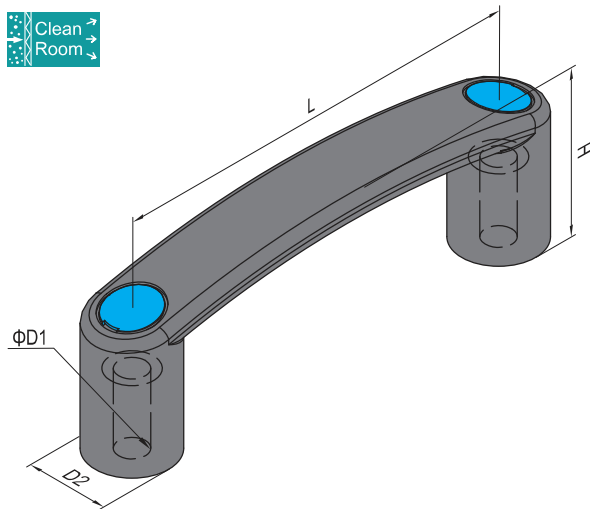
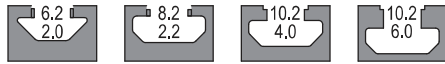






























Door and Window Elements

Handle

Material and Color: PA6, black



CA	Fastening Set	CB	Fastening Set	CD	Fastening Set	CE	Fastening Set
	M5x25 Bolt zinc plated		M6x25 Bolt zinc plated		M8x25 Bolt zinc plated		M8x30 Bolt zinc plated
	M5 T Nut nickel plated		M6 T Nut nickel plated		M8 T Nut nickel plated		M8 T Nut nickel plated

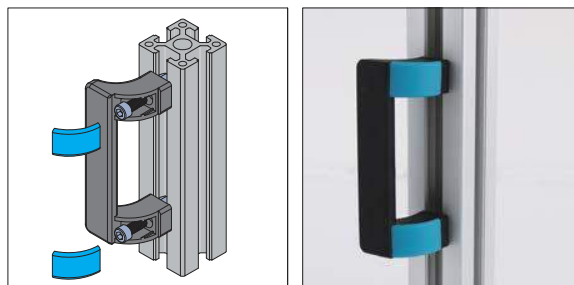
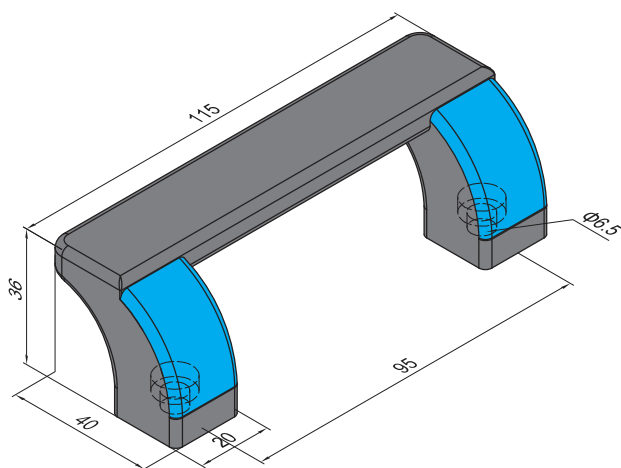
Description	PG	L (mm)	H (mm)	D1 (mm)	D2 (mm)	Fastening Set	Cap Color	Mass (g)	Part No.
PA6 Handle-90 (pcs)	PG15/20	90	36	6.5	18			23	7.11.90.06.BE
PA6 Handle-90 (set)						2xCA		41	7.11.90.06.BE.ST
PA6 Handle-90 (pcs)								23	7.11.90.06.BK
PA6 Handle-90 (set)						2xCA		41	7.11.90.06.BK.ST
PA6 Handle-90 (pcs)	PG30	90	36	6.5	18			23	7.11.90.08.BE
PA6 Handle-90 (set)						2xCB		45	7.11.90.08.BE.ST
PA6 Handle-90 (pcs)								23	7.11.90.08.BK
PA6 Handle-90 (set)						2xCB		45	7.11.90.08.BK.ST
PA6 Handle-120 (pcs)	PG30	120	40	8.5	25			45	7.11.120.08.BE
PA6 Handle-120 (set)						2xCB		68	7.11.120.08.BE.ST
PA6 Handle-120 (pcs)								45	7.11.120.08.BK
PA6 Handle-120 (set)						2xCB		68	7.11.120.08.BK.ST
PA6 Handle-120 (pcs)	PG40	120	40	8.5	25			45	7.11.120.10.04.BE
PA6 Handle-120 (set)						2xCD		88	7.11.120.10.04.BE.ST
PA6 Handle-120 (pcs)								45	7.11.120.10.04.BK
PA6 Handle-120 (set)						2xCD		88	7.11.120.10.04.BK.ST
PA6 Handle-120 (pcs)	PG45/50/60	120	40	8.5	25			45	7.11.120.10.06.BE
PA6 Handle-120 (set)						2xCE		104	7.11.120.10.06.BE.ST
PA6 Handle-120 (pcs)								45	7.11.120.10.06.BK
PA6 Handle-120 (set)						2xCE		104	7.11.120.10.06.BK.ST



Door and Window Elements

Guard Wing Handle

Material and Color: PA6, black



CP	Fastening Set	CQ	Fastening Set
	M6x12 Bolt zinc plated		M6x16 Bolt zinc plated
	M6 T Nut nickel plated		M6 T Nut nickel plated

Description	PG	Fastening Set	Cap Color	Mass (g)	Part No.
Guard Wing Handle -95 (pc)	PG30			70	7.12.95.08.BE
Guard Wing Handle -95 (set)		2xCP		88	7.12.95.08.BE.ST
Guard Wing Handle -95 (pc)				70	7.12.95.08.BK
Guard Wing Handle -95 (set)		2xCP		88	7.12.95.08.BK.ST
Guard Wing Handle -95 (pc)	PG40/45/50/60			70	7.12.95.10.BE
Guard Wing Handle -95 (set)		2xCQ		96	7.12.95.10.BE.ST
Guard Wing Handle -95 (pc)				70	7.12.95.10.BK
Guard Wing Handle -95 (set)		2xCQ		96	7.12.95.10.BK.ST

Modular Assembly System
MAS

Machine Guard System
MGS

Stair and Platform System
SPS

Tubular Framing System
TFS

